


AUTO GRINDER



AUTO GRINDER KT-135



CBN conductive grinding wheel



grinding rooftop punch



quick adjust angle with high precision



CBN conductive grinding wheel with long life and reliable

integrated stainless steel table for placing punches, dies and tools

auto lift up and down shield ensures safety and clean

good designed and movable panel is very convenient for transportation

accurate and reliable servo motor feeding mechanism

strong cooling system ensures no annealing no cracking

accurate and easy-operated universal fixture with angle adjustment mechanism

Use and structure:

For grinding all kinds of punch and die used on the CNC punch press machine.

This machine is composed by high rigidity frame, grinding mechanism, servo feeding mechanism, fixture and angle adjustment mechanism, lubricating system, cooling system, electrical system. More than ten years working with heart and care, continuous improvement, high efficiency, high precision, easy-operated, secure, auto grinding process. It is your first choice for your tooling life extension.


AUTO GRINDER KT-135



auto lift up and down shield



integrated stainless steel table



indicator light



touch screen



high pressure spray nozzle

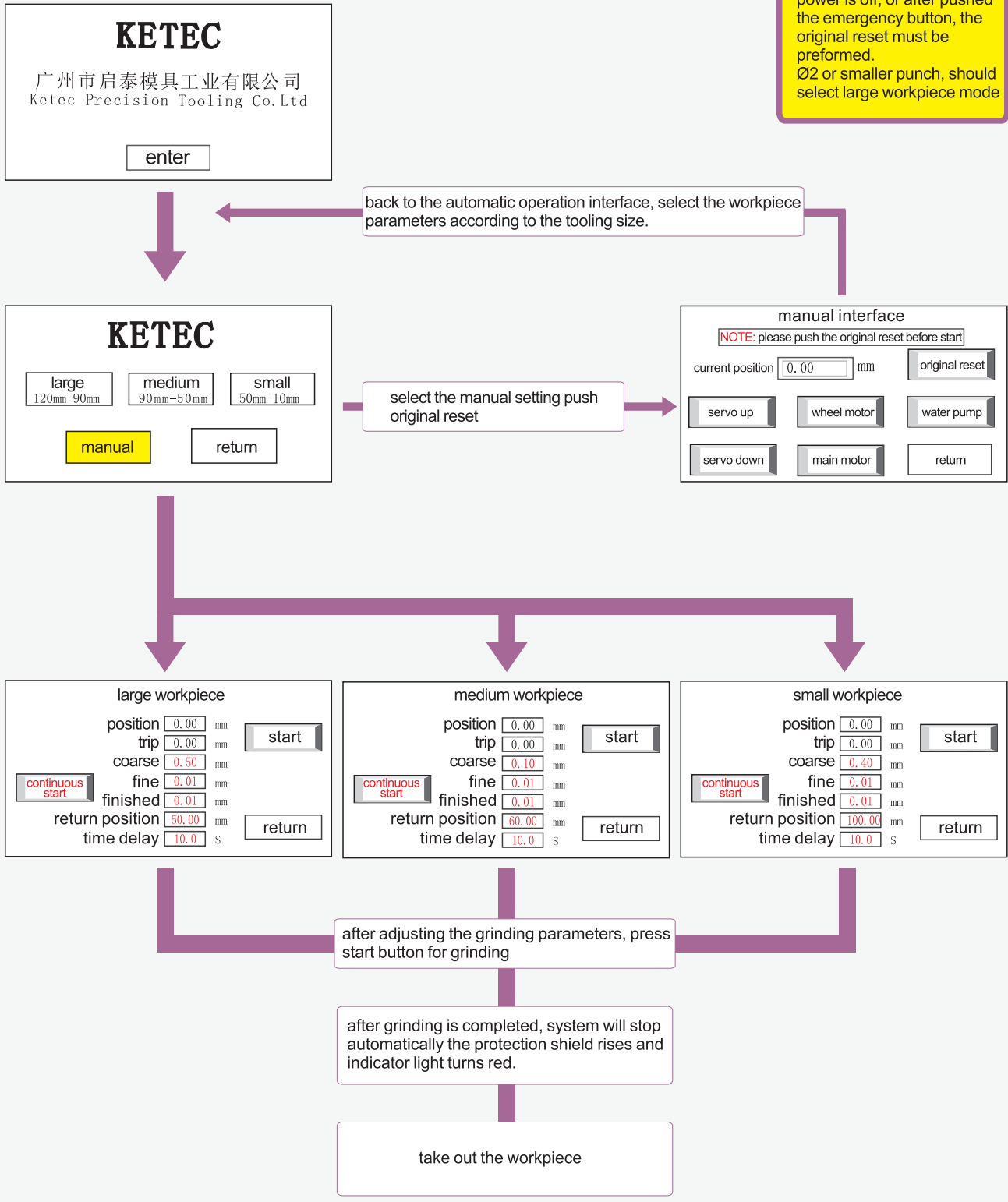


stainless steel cooling system

OPERATION

turn on the power, the system automatically open

restart the machine after power is off, or after pushed the emergency button, the original reset must be preformed.
 Ø2 or smaller punch, should select large workpiece mode



CONFIGURATION & PARAMETERS

equipment model	KT-135 auto grinding machine
processing diameter	Ø1.5-Ø200
tool settling	auto
grinding way	auto
cooling way	cooling up and down
max.grinding dimension	0.99mm
conductive grinding wheel	Ø135mm
electric supply	380V/50HZ
total power	3.2KW
weight	800KG
dimensions	920×850×2100mm

A. Transmission system

1. straight rolling guide	P level accuracy	HIWIN
2. roller screw	C3 level	TBI
3. bearing		NSK

B. Electrical appliances

1. numerical control system	PLC	Panasonic
2. server system		Panasonic
3. touch screen	7 inches	display control
4. circuit breaker		DELIXI
5. contactor		DELIXI
6.intermediate relay phase sequence relay	OMRON	OMRON
7. proximity switch		Autonics Taiwan Riko
8. spindle motor		SIEMENS

COMMON USE ASSEMBLY PARTS FOR GRINDER

code: J.RMJ-III-ZDYMJ-SL



grinding wheel



clamping apparatus

code: J.ZPT



mounting and dismounting for tooling



STN	PRODUCT	CODE
B-A	punch	J.H-BA1
	die	J.H-BA3
C-A	punch	J.H-CA1
	die	J.H-CA3
D-A	punch	J.H-DA1
	die	J.H-DA3
C-B	punch	J.H-CB1
	die	J.H-CB3
D-B	punch	J.H-DB1
	die	J.H-DB3
D-C	punch	J.H-DC1
	die	

adapter

- all adapters are not fit for punching thick material, advise below 1.5mm